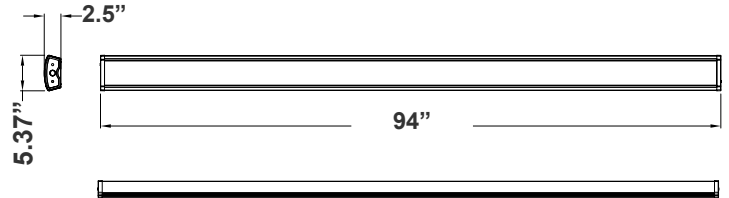


WAE SERIES Commercial Lighting

WAE-8FT-MCTP-DD
BUILDER SERIES LED ECONOMY WRAP-AROUND FIXTURES
MCTP Multi Color Temperature & Multi Power/Wattage (Selectable)

Customer Name: _____
Project Name: _____
Note: _____ | Type: _____



The Builder Series LED Economy Wrap-Around Fixtures offer energy-efficient, cost-effective lighting for various commercial and residential applications. Designed for general purpose use, these fixtures deliver uniform, diffused illumination, ideal for offices, garages, and utility areas. Featuring a low-profile design and durable construction, they provide long-lasting performance while ensuring easy installation. A practical choice for budget-conscious projects without compromising on quality.

2.5"(L) x 94"(W) x 5.37"(H)

Features

- Housing: Die-formed Cold Rolled Steel With Powder Coated White
- Installation: Ceiling-Mounted
- Lens: Polycarbonate Lens
- MCTP: Multi Color Temperature & Multi Power/Wattage (Selectable)

Technical Specifications

Electrical:

- Voltage: 120-277V AC 60Hz
- Wattage: 48W/64W/80W
- Power Factor: >0.99
- Efficacy: 80 LPW

Mechanical:

- White Finish
- Housing: Die-formed Cold Rolled Steel With Powder Coated White
- Installation: Ceiling-Mounted
- Operating temperature: -22°F~104°F
- 5-Year Warranty

Lighting:

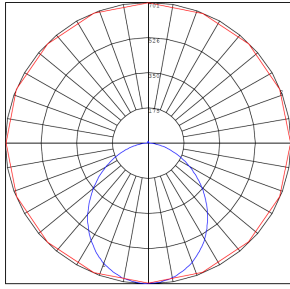
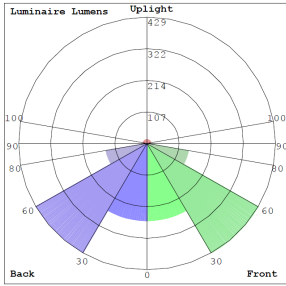
- MCTP: Multi Color Temperature & Multi Power/Wattage (Selectable)
- Dimming: (Dual Function) Triac Dimmable at 120V & 0-10V Dimming at 120-277V
- Lens: Polycarbonate Lens
- Total Lumens: 6400LM
- Color Temperatures: 2700K/3000K/3500K/4000K/5000K
- Color Rendering Index: CRI ≥ 82
- Life Span: 50,000 hrs.

Applications:

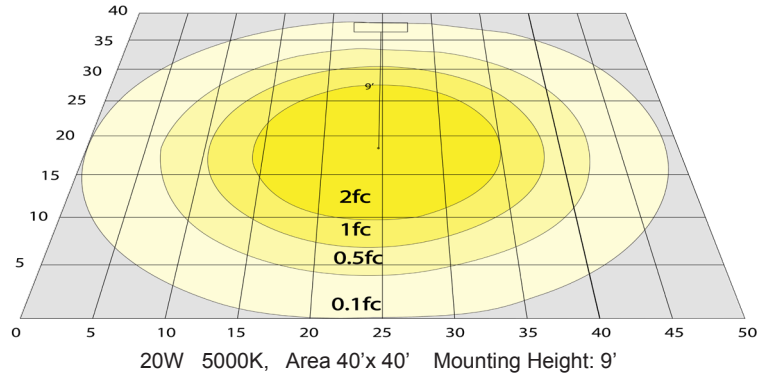
- Ideal for a Variety of Industrial, Commercial and Residential Applications.



Photometrics: WAE-8FT-MCTP-DD



BUD Rating: B1-U2-G1



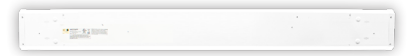
Other Views:



Side View



Front View



Back View

Performance Table: WAE-8FT-MCTP-DD

MODEL NO.	Wattage	Voltage	Lumens	Color Temp.	BUG Rating	LPW
WAE-8FT-MCTP-DD	48W	120~277V	3840LM	2700K	B1-U3-G1	80
	64W		5120LM	3000K		
	80W		6400LM	3500K		
				4000K		
				5000K		

Sample Ordering

Model Size Color Temp. Dimming

WAE - 8FT - MCTP - DD

Accessories:

Blank = No Option For Accessories

SCL-CSY1-6FT= ADJ. 6FT 1/16in SINGLE SUSPENSION 5in CANOPY SET WITH Y DOUBLE KEYHOLE END CONNECTORS, NONPOWER SIDE

SCL-CSY1P-6FT = ADJ. 6FT 1/16in SINGLE SUSPENSION 5in CANOPY SET WITH Y DOUBLE KEYHOLE END CONNECTORS, POWER SIDE WITH SJTW18/5 WHITE CORD

Factory-Installed Options:

Blank = No Option For Accessories

OPT-EM-FM1INT= INTERNAL EMERGENCY BACKUP BATTERY

OPT-2P-58= PIR SENSOR (Not remote capable)

OPT-SEN-2MDR-36 = INTERNAL PROGRAMMABLE MICROWAVE BI-LEVEL

WEC-3RC = OPTIONAL REMOTE CONTROL

ACCESSORIES:



SCL-CSY1-6FT SCL-CSY1P-6FT

FACTORY-INSTALLED OPTIONS:



WEC-3RC



OPT-EM-FM1INT



OPT-SEN-2MDR-36

